


Split core current transformer



Benefits

- **Adaptability and flexibility.** Effective for a wide range of currents, it can be installed in existent applications.
- **Fast installation.** The opening/closing mechanism makes installation fast even in existent applications. The analyzer only requires two cables to be connected per sensor.

Description

Split core current transformer with compact dimensions, suitable for retrofit applications when used in combination with any energy meter with 5 A currents inputs.
It manages primary current from 100 A to 600 A (depends on the model).

Applications

CTA is the ideal solution for quick and easy installation without disconnecting cables during installation. It is indicated for any application (residential, commercial and industrial), especially for retrofitting where installing a solid core current transformer is not possible.

Main features

- 5 A secondary current
- 24 mm hole diameter for primary current up to 300 A
- 36 mm hole diameter for primary current up to 600 A
- Cable length: 1 m

Features

General

Material	PA66
Protection degree	IP20
Secondary output	UL R/C cable, 16AWG (1,3mm ²) Length: 1m
Mounting	Cable
Weight (g)	CTA 5X: 165 CTA 6X: 275
Cable diameter	CTA 5X: 24 mm CTA 6X: 36 mm

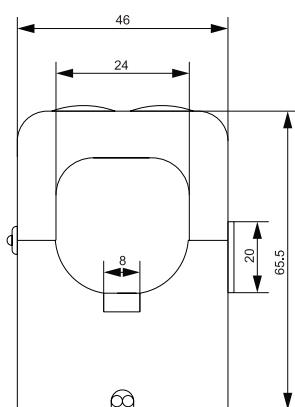


Fig. 1 CTA 5X

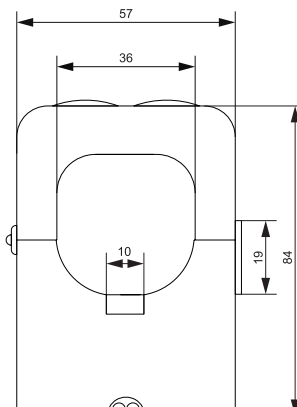
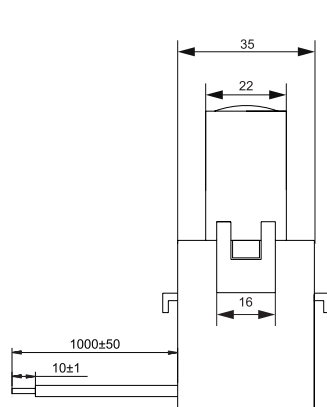
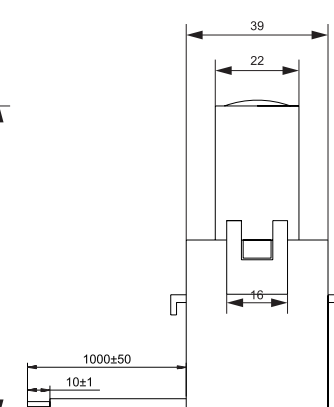


Fig. 2 CTA 6X



Environmental specifications

Operating temperature	-20° to +65°C (-4 to 149 F°) CTA6X 600A: -20° to +50°C (-4 to 122 F°)
Storage temperature	-25° to +80°C (-13 to 176 F°)

UL note: insulation class: A (105), 55 °C rise type at 30°C ambient

Conformity

Approvals	CE cUL [®] US
Standards	EN 61869-2

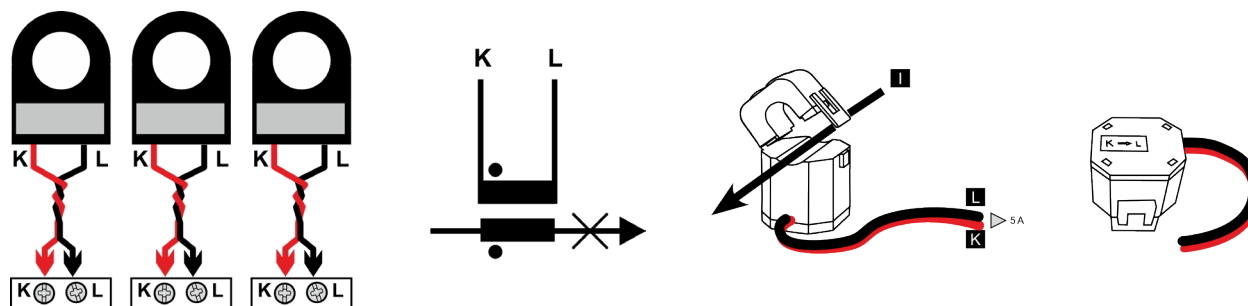
Electrical specifications

Rated secondary current	5 A
Frequency	50/60 Hz
Rated system voltage	600 V ac
Rated insulation level	0.72 kV ac, dielectric strength 3 kV ac for 1min
Insulation class	Thermal class B (IEC 60085)
Short time current rating I_{th} I_{dyn}	12 x I_n 2,5 x I_{th}

Model	Primary current	Accuracy (EN61869-2)	Burden*
CTA 5X	100 A	Class 3	1 VA
	150 A	Class 3	1 VA
	200 A	Class 3	1 VA
	250 A	Class 1	1 VA
	300 A	Class 1	2.5 VA
CTA 6X	200 A	Class 3	1 VA
	300 A	Class 1	2.5 VA
	400 A	Class 1	5 VA
	500 A	Class 1	7.5 VA
	600 A	Class 1	10 VA

*Note: cable included

Connection Diagrams



References



CTA ☐ 5A

Enter the code, replacing the symbol ☐ with the selected option (e.g.: CTA **5X 100A** 5A).

Code	Options	Description
C	-	
T	-	
A	-	
<input type="checkbox"/>	5X 100 A	Model and primary current
	5X 150 A	
	5X 200 A	
	5X 250 A	
	5X 300 A	
	6X 200 A	
	6X 300 A	
	6X 400 A	
	6X 500 A	
	6X 600 A	
5 A	-	Secondary current



Further reading

Information	Document	Where to find it
Instruction manual	Instruction manual : CTA_X	www.productselection.net



CARLO GAVAZZI compatible components

Purpose	Component name/code key	Notes
Measure and display consumption of connected circuits	EM24, EM210, EM330, ET330, WM20, WM30, WM40, WM50	-



COPYRIGHT ©2019
Content subject to change. Download the PDF: www.productselection.net